

Sempre-i



Sempre-i

Cold Glue Application Valve

Leary presents the new Sempre-i cold glue valve which is electronically powered to offer the highest range of glue viscosities while continuing to deliver better than ± 1 mm accuracy. At only 19.8 mm wide, the slim profile makes it the ideal choice for all your gluing needs. Ensure an optimal glue pattern with clean starts/stops and increased precision for small dot application.

Decrease downtime and improve operator safety while delivering a saleable first carton through the gluer even after a long machine stop. **CleanStart** technology utilizes an automatically activated cover for the nozzle tip when production is stopped. This feature removes the human element of valve upkeep and automates nozzle tip cleaning, promoting efficiency and safety.

The Sempre-i contains unique technology that reduces the dependency on operators to deliver a more automated gluing process - decreasing downtime and improving production output.



INLINE PURGE



The inline remote purge button improves operator safety as it is located on the cable 58 cm (23 in) away from the valve. This location is away from moving belts or machinery instead of being on the valve itself.

The distance still offers the convenience of being located close enough to each valve while being much safer for operators. Easy diagnostics with the built-in LED.

CLEANSTART TECHNOLOGY



CleanStart technology simplifies necessary valve maintenance and increases carton productivity. A tip cover is automatically activated to seal the nozzle when production is stopped for any reason. The tip cover is airtight and prevents the adhesive from drying on the tip.

Operators no longer have to wipe the nozzle before restarting production, even if the gluer has been down overnight. This promotes safety and eliminates the need to enter the machine area.

Precision Performance

- Slim 19.8 mm wide valve body profile
- Glue viscosity range 0.3 to 4 Pa·s (300 to 4,000 cps)
- Optimized flow for reduced stress on the adhesive

Enhanced Automation

- Decrease product and time wasted at machine start up
- Improve operator safety with CleanStart automatic valve tip cover
- Inline purge button on cable for improved operator safety

Repeatability

- 1 billion cycle durability rating
- Accurate valve cut-off for reduced tailing
- Built-in LED for simplified diagnostics

PHYSICAL CHARACTERISTICS

POWER REQUIREMENTS

- Spike: 48 VDC
- Hold: 6VDC
- Power: 8 A Max, 6 W Hold

ADHESIVES

- Adhesive viscosity range: 0.3 - 4 Pa·s (300 - 4,000 cps)
- Typical viscosity for optimum performance: 0.5 - 1.2 Pa·s (500 - 1,200 cps)

NOZZLE SIZES

- .20 mm
- .30 mm
- .40 mm*
- .50 mm
- .60 mm
- .70 mm
- .80 mm
- .90mm
- 1.0 mm

*Included nozzle size, other sizes optional

REQUIREMENTS

- Compatible with the MaQ+ and Array controllers (rev 20 and higher)
- Inline purge (option)
 - MaQ+ or Array controller required
- CleanStart module (option)
 - Monet V 2.12
 - Air supply

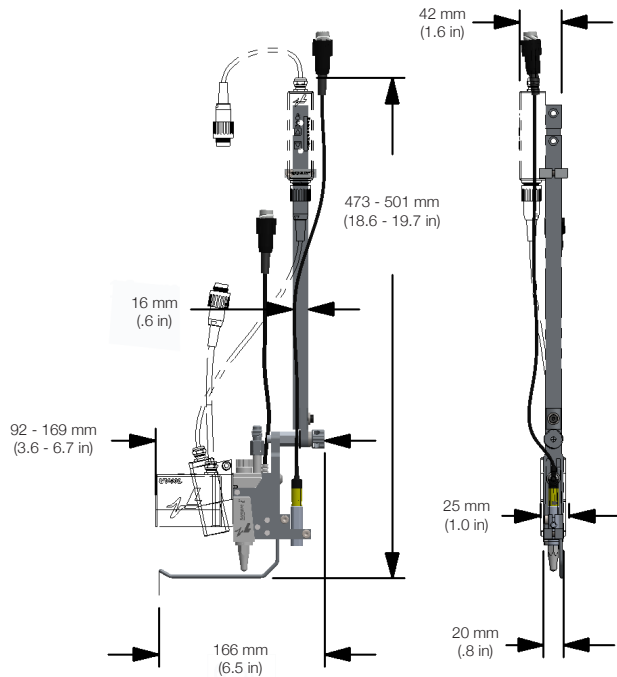
INCLUDED COMPONENTS

- Sempre-i cold glue valve
- Rubber or stainless steel glue hose (based on selection)
- Trigger sensor
- Bracketry

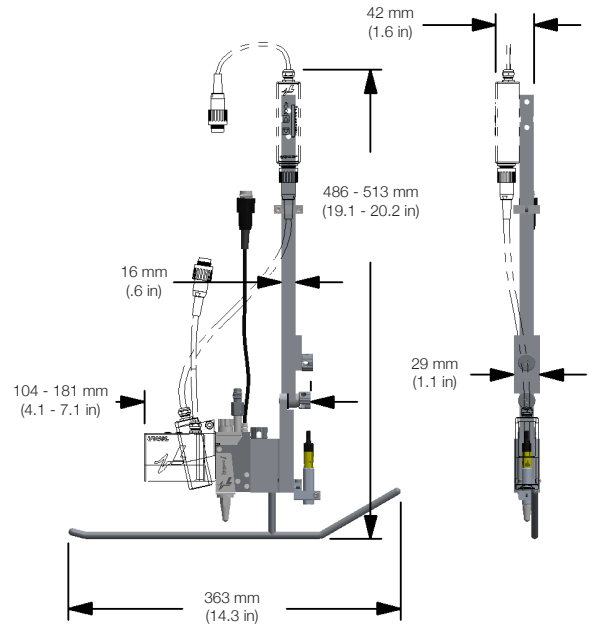
OPTIONS

- Pivoting or rigid mounting
- Glue detection sensor (ITac or UV40)
- Extended length cables
- Inline Purge
- CleanStart module

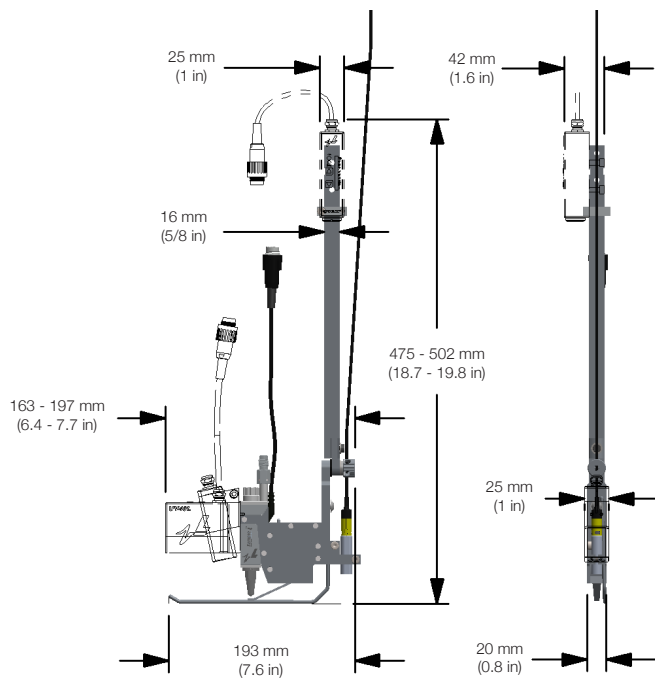
VALVE CONFIGURATIONS



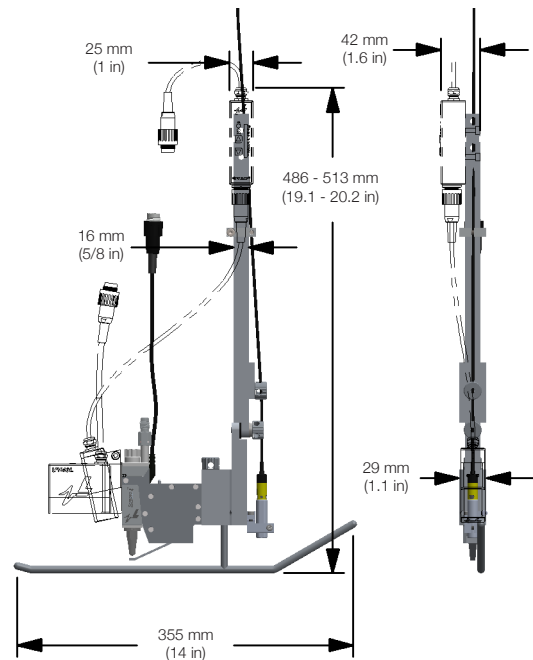
Pivoting Round or Square bracket with iTac or UV40 detection



Rigid Round or Square bracket with iTac or UV40 detection



Pivoting Round or Square bracket with CleanStart and iTac or UV detection



Rigid Round or Square bracket with CleanStart and iTac or UV40 detection

whleary.com

sales.us@whleary.com | US: +1 (708) 444-4900